



Volume 23, Issue 5

June, 2022



President
Phyllis Weidman

A MESSAGE FROM OUR PRESIDENT


I need to thank all who helped by contributing, working or buying at our plant sale. It was a huge success. Even when it stormed on Saturday, we had a great turn out of members and buyers. A special thank you to Barb Moreland who has worked for years planning the event. There is always lots of unseen things to do and she was there doing the work. Thanks, Barb.

June is the time to sit back and enjoy your labors. Invite a member or two over to visit your garden. Hostas look so great now. If you don't think you can learn about hostas by

visiting a garden, well think again. When you visit a garden, first you see the beauty, then you think how did they do that or I want that in my garden. You learn about the soil, mulch, fertilizer, also where to get hostas, companion plants and what looks good together.

Gardeners are proud of their gardens and what they have accomplished. It is fun to get to know our members outside the meetings maybe over a drink or a meal. You all may visit my garden. It is not the best in town but it is my joy. Just let me know if you are coming or just come. If I'm not home it is easiest to get into my garden by entering on the North side of the house and continuing across the deck to the main garden. I say welcome and enjoy.

Phyllis



2022 CALENDAR OF EVENTS

- | | |
|-------------------------|--|
| June 8-11 | AHS National Convention ‘Hosta Visions’
Minneapolis, MN |
| June 19 | Garden Walk and Leaf Show
1:30 PM, Home of Kathie Soehngen
5111 Lampglow Ct., St. Louis, MO 63129 |
| July 14-16 | Midwest Regional Hosta Convention
Lisle, IL |
| July 24 | Members Plant Auction
1:30 PM, Garden of Dave and Joan Poos
9904 Crestwood Dr., Crestwood, MO 63126 |
| August 21 | Garden Walk with Speaker Bruce Buehrig
1:30 PM, Home of Chick and Bruce Buehrig
31 Bellerive Acres, St. Louis, MO 63121 |
| September 18 | Garden Walk
TBD |
| October 16 | Meeting with Speaker Rob Mortko
2:00 PM, The Des Peres Lodge
1050 Des Peres Rd., Des Peres, MO 63130 |
| November 11 | Board Meeting
Time and location TBD |
| December 11 | Holiday Party at a member’s home
Time and location TBD |
| February, 2023 | Midwest Regional Hosta Winter Symposium
First weekend in February, location TBA |
| Dates TBA, 2023 | AHS National Convention
Ames, Iowa |
| July 13-15, 2023 | Midwest Regional Hosta Convention
Rochester, MN |
| July 11-13, 2024 | Midwest Regional Hosta Convention
Fon du Lac, WI |

June 19 - Garden Walk with Member Leaf Show

1:30 pm at the home of Kathie Soehngen
5111 Lampglow Ct, St. Louis, MO 63129

Members are cordially invited to visit the lovely garden of Kathie Soehngen. A typical suburban lot has been transformed into a beautiful oasis. The sunny front border of her home is ablaze with color while the backyard is shady and restful. It is a delight to sit on her patio and listen to the sound of water splashing down a waterfall into a pond home to several brightly colored koi.



Since joining our society, Kathie has expanded her hosta collection and the koi pond. That's how addiction begins – making the beds another foot or two wider. Companion plants bring balance to her hosta collection.

Hosta leaf shows are a vital part of national and regional hosta conventions. Educational and fun! While at Kathie's, members will try their hands at creating such a show. What's this all about? Come and find out. Read the following article which gives information about leaf shows and instructions on what you need to do to participate.



Bring your hosta leaves and a lawn chair and join in the fun.

Directions:

- Travel on I-270 S toward Memphis.
- Take the I-55N/US-67/US-61 exit, **EXIT 1A**, toward St. Louis/Lemay Ferry Rd.
- Keep left at the fork in the ramp and take the Lemay Ferry exit.
- At the bottom of the ramp, stay **STRAIGHT** onto Forder Road.
- Travel 1.05 miles on Forder, then turn **RIGHT** onto Ringer Road.
- After 0.35 miles, turn **LEFT** onto Milburn Road.
- After 0.24 miles, turn **RIGHT** onto Flametree Drive.
- Take the first **LEFT** onto Lampglow Ct.
- 5111 Lampglow Ct is on the **RIGHT**.

WELCOME NEW MEMBER!

Debbie Hadley of Webster Groves, MO

Come join us at Kathie's garden. This fun event is a wonderful opportunity for you to visit a beautiful garden and for us to get to know you.

We are going to put on a leaf show

By Phyllis Weidman


The American Hosta Society convention is in Minneapolis this year. There are always beautiful gardens to visit, speakers to hear, and a leaf show to see. **Leaf show!** At the June meeting the Society is having a leaf show along with a visit to Kathie Soehngen's garden. Know what a leaf show is all about? Some do, but many do not. It is a wonderful way to see the leaves of plants you want on your wish list. We need and want you all to be a part of it. Here are some things you should know before you get to Kathie's Garden.

First, I want you to go to your garden and find a hosta leaf from a mature clump – three to five years old or at least three divisions. Choose only leaves with no visible damage, including no tears, or major pin holes. Choose the largest leaf where possible. Large is ok, but too small and you are out. If variegated choose only leaves with symmetry.

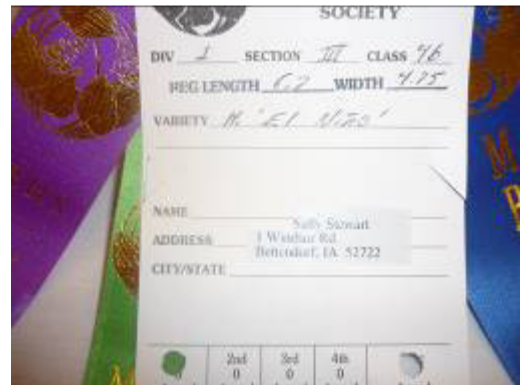
Cut your leaf with a sharp knife and with as long a stem as possible. Make sure to label it. You will not believe how many leaves look alike in a bucket of cut leaves. Immerse the entire leaf in cool water overnight. Your bath tub is a good spot to do this. Bring it to the meeting by wrapping the cut end in wet paper towel and placing it in a plastic bag. Yes, you may bring more than one leaf if you wish. Or you may wish to bring it in a bucket of water. **There will be extra leaves for those who forget.**

When you get to the meeting, you will clean your leaf using cotton balls or Q-tips. Remember to clean the front, back and stem. Fill out your entry tag which will be supplied. There will be bottles in 3 sizes, so choose one in proportion to the leaf. Place cotton batting around the stem at the mouth of the bottle making sure the leaf is above the batting.

Someone will put the leaves out for display. They will then be judged and awarded ribbons. The judging criteria will be explained at Kathie's.



Besides the hosta's name, the entry tag will ask the division, section, class and registered size of your leaf. How do I figure all this out? You go to <http://www.americanhostasociety.org/> the AHS web-site. Look for the ribbon across the top. Click on the box Hosta Judging, then click on the drop-down Show Judging. Scroll down until you find 2022 Full Classification List and click. Scroll down until you find the name of your hosta. For instance, *H. 'Abba Dabba Do'* is listed as II-5b (Section II, class 5b). If you cannot find your hosta it means it is unregistered and belongs in Section XII.



Sample entry form. These will be given out in Kathie's garden.

A host leaf show usually has seven Divisions. We are only interested in Division 1. Under Division 1 there are 12 Sections and under each section 8 classes.

DIVISION I – HORTICULTURE (Cutleaf)

- Section I Giant-Leaved Registered Cultivars and Species
- Section II Large-Leaved Registered Cultivars and Species
- Section III Medium-Leaved Registered Cultivars and Species
- Section IV Small-Leaved Registered Cultivars and Species
- Section V Miniature-Leaved Registered Cultivars and Species
- Section VI Giant-Leaved Unregistered Sports and Seedlings
- Section VII Large-Leaved Unregistered Sports and Seedlings
- Section VIII Medium-Leaved Unregistered Sports and Seedlings
- Section IX Small-Leaved Unregistered Sports and Seedlings
- Section X Miniature-Leaved Unregistered Sports and Seedlings
- Section XI Youth Exhibits of Registered Cultivars & Species Displayed in Alpha Order
- Section XII Unregistered Named Hosta Cultivars Displayed in Alphabetical Order

Entries in Sections I-X are to be displayed using the following Color Classes:

- Class 1 – Green (All Shades)
- Class 2 – Blue (All Shades)
- Class 3 – Yellow (All Shades)
- Class 4 – White Margined
 - a. Yellow, White, or Chartreuse Center
 - b. Green to Blue Center
- Class 5 – Yellow Margined
 - a. Yellow, White, or Chartreuse Center
 - b. Green to Blue Center
- Class 6 – Green or Blue Margined
 - a. Yellow, White, or Chartreuse Center
 - b. Green to Blue Center (distinct from margin color)
- Class 7 – Streaked or Mottled
- Class 8 – Others (including early season variants)

It's really not that complicated. There will be on site instruction when needed. This is supposed to be fun so laugh, cry and joke. **Remember FUN.**

May – Work Day at MOBot

The work crew was small in number but mighty in enthusiasm. It was a beautiful spring day – a bit cool, but dry. There were two major tasks. The MOBot staff member overseeing the hosta beds wanted several of the large clumps divided. This required muscle. The two Daves, Birenbaum and Poos, took on this job. Pam Wolkowitz bagged the divisions for our plant sale.

The second major task was to remove the excessive mulch that had been spread on the beds from the crowns of the hostas. Barb Moreland, Joan Poos and Phyllis Weidman spent the morning on their hands and knees rescuing plants from suffocation. Thank you all!



Dave Birenbaum digs with the help of Pam Wolkowitz



Dave Poos determines the best spot to divide the clump



Pam Wolkowitz carries a division of H. 'Viking Ship'



The hostas in the pots were not growing and needed more sun.



Saturated by the previous day's rain, the pots were heavier than they looked.



Barb Moreland did a yeoman's job of removing several inches of excessive mulch.



Phyllis checks that the metal tags affixed to each hosta was correct.

May Garden Walk at the Home of Gene Pulliam

In the middle of May, members were invited to visit the Glendale garden of Gene Pulliam. What a jaw-dropping, eye-popping treat. This bit of heaven is a fine example of what can be done with a small yard, a fine eye for detail, a knack for positioning plants, a scavenger's love of flea markets and farm sales and a creative mind.

The entrance to Gene's Spanish style home is formal but restful. The brick edged walk is flanked by a border of hot pink impatiens and Mexican heather, backed by a boxwood hedge. Twin blue spruces and fern filled urns usher one to the front door.

A walk leads through the garden gate, along the side of the house, to a backyard containing a large pergola covered patio and carefully positioned flower beds. Gene stated that when he moved into his home, nothing existed in the yard. The garden is only four years old! The oldest hosta nestled in a corner bed is aptly named *H. 'Blue Giant'*.

Gene first laid out his design, then brought in loads of compost to enrich the planting areas. Looking at the size of *H. 'Empress Wu'* and *H. 'Sum and Substance'*, it is hard to believe that they are only four years old. Gene fertilizes his plants and uses lots of compost. He must tend to each with loving hands for there wasn't a blemish to be seen.



Making maximum use of his limited space, many hostas are grown in pots and hanging baskets. His beds are studded with galvanized pots, buckets, pails of all shapes and sizes, tool boxes and even a coal scuttle housing *H. 'Waterslide'*. Gene and his father used to make the rounds of farm sales, looking for interesting farm implements, crocks, wooden buckets, wash tubs, nesting boxes – any type of interesting container that might hold a plant.



Gene says something is blooming in his garden from spring through fall. In one sunny bed giant allium and colorful iris are intermixed with daisies. When the iris blooms are spent, the daisies will start to flourish, their tall sturdy stems hiding the aging iris.

Kim Gamel, a Master Gardener who started her own business called **Contained Beauty**, gave a demonstration on how to create attractive pots using hostas as part of her planting materials. Kim states that the most important elements are color and texture. What better plant for texture than hostas. Make sure your plants live happily together – same moisture and light requirements. Then fill the pot tightly. Repeat colors and textures.

Thanks to Gene and Kim for a delightful and educational afternoon.



May – Plant Sale

There was rain, there was wind, there was cold temperature, and there was more rain. But did that stop our Society from having a successful plant sale? Absolutely not! Bright and early Saturday morning, members dropped off their donations and stayed to help organize, price and help customers. There were lots of hostas and companion plants, plus troughs and moss balls that Barb Moreland and Phyllis Weidman had created last April. By 1:00 Sunday afternoon, most of the inventory had been sold. Treasurer David Birenbaum reported that the Society is now \$1,933 richer. Many thanks to Chairwoman Barb Moreland and all her helpers.



Dave Poos arrives with a truck load of hostas dug from his garden.



Chairwoman Barb Moreland and Phyllis Weidman begin the task of organizing the merchandise.



After dropping off their donations, Jim and Jeanne Yochim check out the other offerings.



Then comes the job of pricing. Lots of members helped with this big job.



They came, they donated, they helped.

Members who made it all happen:

Phyllis Weidman, David Birenbaum, Jim Yochim, Dave Poos, Warren Clark, Jeanne Yochim, Gene Pulliam, Janelle Criscione, Jane Hogg, Pam Wolkowitz and Barb Moreland. Not pictured, Lynn Teller, Mary Westerhaus and Joan Poos.

Thanks to everyone else who donated or came to shop. We couldn't do it without you.

St. Louis Hosta Society Officials

Phyllis Weidman – President
314- 630-9036 Cell
Pow1031@gmail.com

Jolly Ann Whitener – Secretary
jawhit6@gmail.com

David Birenbaum – Treasurer
314-650-5200
d.birenbaum@sbcglobal.net

Melinda Ligon – Hospitality
314-749-7307
meligon@sbcglobal.com

Dave Poos – Vice-President
314-821-1622
david.poos@att.net

Lynn Teller – Webmaster
314-306-1478
lynn.teller@gmail.com

Joan Poos – Newsletter Editor
314-821-1622
david.poos@att.net

St. Louis Hosta Society Membership Information

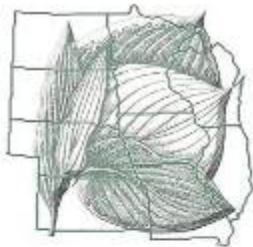
Contact: David Birenbaum
209 Brook Lane
O'Fallon, MO 63368
d.birenbaum@sbcglobal.net

Dues: \$7 per year, \$18 for three years
Family or Individual

Meetings held at **The Des Peres Lodge, 1050 Des Peres Road, Des Peres, MO 63130** (near I270 and Manchester Rd) unless otherwise noted.

Visit our Web site: www.stlouishosta.org

Visit us on Facebook, St. Louis Hosta Society



Midwest Regional Hosta Society

The Midwest Regional Hosta Society represents Region 5 of the American Hosta Society that includes 9 states.

Membership in the society is \$20.00 for 2 years, which includes two issues per year of the newsletter.

Please mail a check made payable to **MRHS** to:

Barbara Schroeder,
Treasurer
1819 Coventry Dr.
Champaign, IL 61822

along with Name, Address, phone, and email (Most correspondence is by email). For questions email MRHS.Hosta@gmail.com.



AMERICAN HOSTA SOCIETY

Members receive three issues per year of The Hosta Journal, which includes color photographs of hostas, reports on national conventions, scientific information concerning current research pertaining to hostas, and advertisements of interest to hosta families.

Membership checks should be made out to "AHS," and mailed to:

Barry Ankney, AHS Membership Secretary
1104 Oxford Ct
Oakbrook Terrace, IL 60181

Dues for one year are \$30 for an individual and \$34 for a family. For more information, visit the AHS website: <http://www.americanhostasociety.org/>